



Introduction to Excel 2024

Microsoft Excel 2024 offers a robust set of tools for organizing data, performing calculations, and creating professional reports. Its intuitive interface allows users to navigate workbooks efficiently, manage worksheets with ease, and access frequently used commands through the Ribbon and Quick Access Toolbar. Enhancements in this version improve customization, making it easier to tailor the workspace to specific needs. New features further streamline data analysis and collaboration, providing greater flexibility for both individual users and teams. With a refined layout and expanded functionality, Excel 2024 continues to be an essential tool for productivity and data management.



Working with Data




Accurate and efficient data entry is the foundation of working effectively in Microsoft Excel 2024. Knowing how to quickly enter, edit, and manage data helps streamline your workflow and reduces the chances of errors. Excel offers several built-in tools and shortcuts to make data entry faster and easier, ensuring your spreadsheets stay organized and accurate. In Microsoft Excel 2024, the new IMAGE function allows you to insert images directly into cells using a simple formula. This feature makes it easier to integrate visuals into your spreadsheets while keeping your data organized and consistent. Unlike past methods that placed images floating over cells, the IMAGE function anchors images within specific cells, allowing them to resize and move along with the cell's content.

Data Visualization and Charting

Basic chart types, such as column, line, and pie charts, provide an effective way to present trends and comparisons, while customization options allow for the addition of titles, legends, and data labels to improve clarity. Dynamic charts, enhanced with dynamic arrays, update automatically as data changes, ensuring reports remain accurate and up to date. Pivot charts offer advanced reporting capabilities, allowing users to analyze large datasets with interactive visual summaries. Additional tools like sparklines and maps help highlight key patterns, making it easier to communicate complex data in a meaningful way.


It's easy to visualize data using a variety of basic charts, helping you present your information clearly and effectively. Charts such as Column, Line, and Pie allow you to highlight trends, compare values, and display data distributions in a way that's easy to understand.

Choosing the Right Chart Type depends on the kind of data you're working with and the story you want to tell. Selecting the right chart ensures your data is presented in the clearest and most impactful way.

- Column Charts 
- Line Charts 
- Pie Charts 

Collaboration and Sharing

Excel makes it easier than ever to collaborate with others by offering robust features for sharing workbooks and managing permissions. Whether you're working on a team project, sharing reports, or gathering input from colleagues, Excel provides tools that let multiple users view, edit, and comment on the same file in real time. Managing permissions ensures that the right people have access to your work while keeping sensitive data secure.



Microsoft Excel 2024 provides Version History and Revision History to track changes, compare past edits, and restore previous versions. When workbooks are stored in OneDrive or SharePoint, Excel automatically saves versions and logs individual changes, making it easier to review updates and recover lost data.

Data Security and Protection

Robust security features in Excel 2024 help safeguard sensitive data and prevent unauthorized changes. Password protection can be applied to worksheets and workbooks to restrict access, while permission settings allow for controlled editing and sharing. Data masking and cell locking techniques help conceal or protect critical information without affecting usability. Workbook-level encryption ensures that confidential data remains secure, even when files are shared externally.

Encrypting a workbook adds a layer of security by requiring a password to open or modify the file. This is particularly useful for confidential financial records, personal data, or business-sensitive information.

Powerful auditing and error-checking tools in Excel 2024 help identify mistakes, track formula dependencies, and analyze calculations. Features like Trace Dependents, Trace Precedents, and Evaluate Formulas allow users to troubleshoot errors, understand complex formulas, and ensure data accuracy in workbooks.



Personalizing Excel

There is a range of customization options with Excel 2024 to create a more efficient and user-friendly experience. The Ribbon and Quick Access Toolbar can be tailored to include frequently used commands, reducing the time spent searching for tools. Named ranges simplify formula creation and improve data organization, making spreadsheets easier to manage. Themes, styles, and formatting options allow for consistent and visually appealing reports, while customized print settings ensure workbooks are formatted correctly for physical copies. Saving and exporting workbooks in different formats provides flexibility when sharing files across various platforms. These personalization features enhance workflow efficiency and make Excel a more intuitive tool for everyday tasks.

Workbooks can be saved in Excel-specific formats, exported as PDFs, or converted into other file types like CSV and HTML for broader accessibility. Choosing the correct format helps maintain data integrity, ensures compatibility, and improves ease of use when sharing or archiving files.

